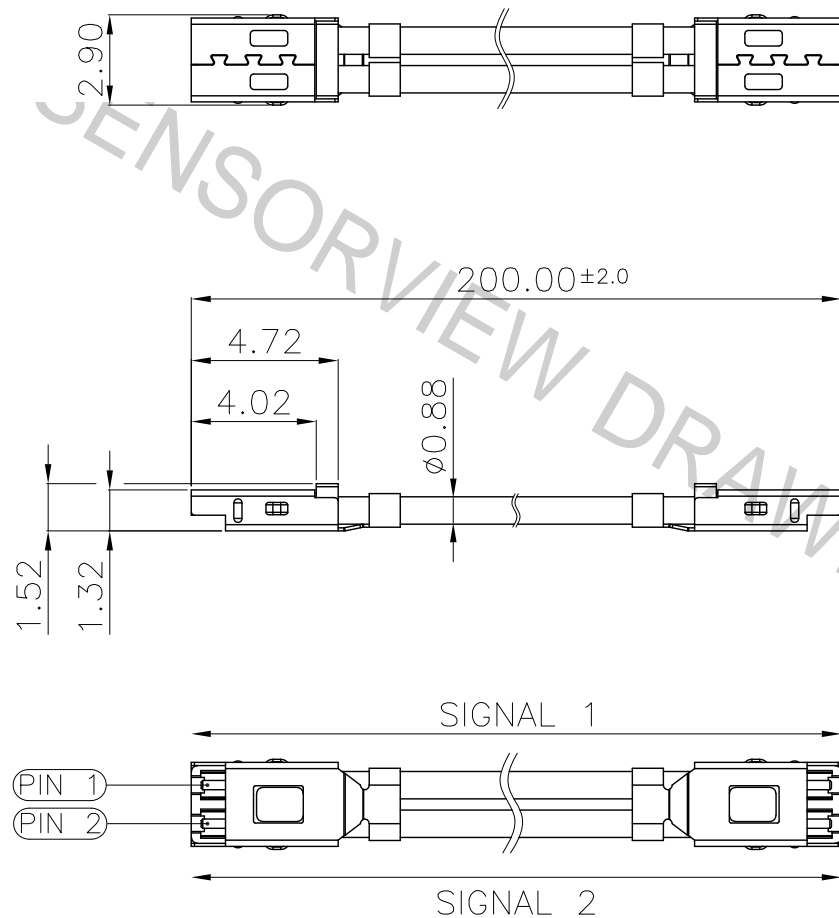


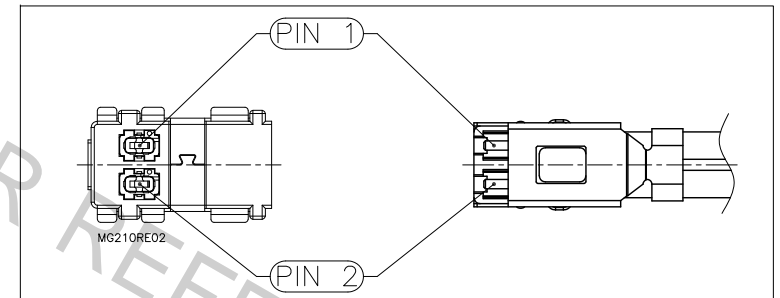
REVISION												
NO.	CHANGE CONTENTS						CHANGE CAUSE					



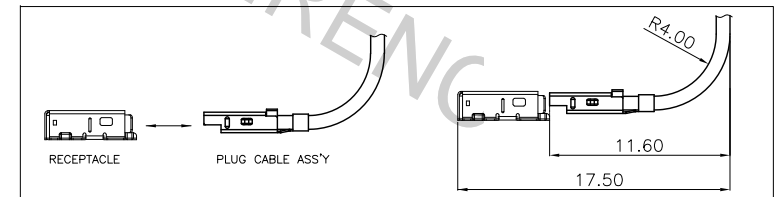
There is no twist of cable and no twist in plug.
Each RF signals goes straight to the other end.

NOTES:

- THIS PRODUCT IS AN ASSEMBLY OF 2 LINES OF CABLE AND PLUGS AT BOTH ENDS
- CONN. MATERIAL
 - HOUSING : Zn (Au-Plated)
 - SIGNAL PIN : BeCu (Au-Plated)
 - INSULATOR : LCP
 - SHELL : STS (Ni-Plated)
- CABLE MATERIAL
 - CONDUCTOR : SILVER PLATED COPPER
 - INSULATOR : LDPFA
 - OUTER CONDUCTOR : TIN PLATED COPPER WIRE / COPPER POLYESTER TAPE
 - JACKET : PFA (COLOR : BROWN)
- ELECTRICAL CHARACTERISTICS
 - IMPEDANCE : Typ. 50Ω
 - VSWR : MAX. 1.5 @ 10MHz ~ 10 GHz
 - INSERTION LOSS. Min. : -1.70dB @ DC ~ 10GHz
 - CROSSTALK : MAX -40 dB @ DC ~ 10GHz
- PIN ASSIGNMENT



6. REQUIRED SPACE FOR MATING / UNMATING (Min.)



NO.	PART NO.	DESCRIPTION	Q'TY	MATERIAL	REMARKS	REV.
MATERIAL	N/A	DRAW	DESIGN	CHECK	APPRO.	TITLE
FINISH	N/A					PLUG CABLE ASS'Y
TOLERANCE	Decimal	Angle	02/25		02/25	PART NO. MGC10216
SCALE	4/1	UNIT mm	MODEL		SENSORVIEW A3	
REVISION	00	SHEET 1/1				